

Möbel
Cabinets
Meubles
Mobili

BP Piatti
Passione



WÜNSCHENSWERT WORTHY OF DESIRE EXQUIS DESIDERABILI

Möbel im Dienst der Lebensqualität. Dieser hohe Anspruch prägt unser breitgefächertes Programm bis ins kleinste Detail. Was immer Sie unter Traumküche verstehen, unsere Auswahl an hochwertigen Möbeln fügt sich nahtlos in Ihre Wunschliste ein. Perfekt abgestimmt auf Ihre Stil- und Design-Vorlieben. Ausgeführt in kompromissloser Schweizer Qualität. Konzipiert, um Ihrem Leben zwischen Kochen und Wohnen das gewisse Etwas zu verleihen. Danke, dass Sie sich vom führenden Schweizer Küchenbauer Piatti inspirieren lassen, um Ihre Küche zum Erlebnis zu machen.

Cabinets should serve your quality of life. Our whole range, in all its diversity and to its finest detail, embodies this high aspiration. Whatever your idea of a dream kitchen, our selection of high-quality cabinets fits seamlessly into your wish-list; perfectly matched to your style and design preferences; built to Swiss quality without any compromises; designed to give your living and cooking area that certain edge. Thank you for choosing Piatti, the leading Swiss kitchen manufacturer, to inspire your amazing kitchen.

Des meubles au service de la qualité de vie. Voilà ce qui distingue notre offre variée jusque dans les moindres détails. Quelle que soit la cuisine de vos rêves, notre sélection de meubles haut de gamme vous permettra de concrétiser toutes vos envies - en adéquation avec vos préférences en matière de style et de design. La qualité suisse sans compromis pour un espace de vie et de création à votre image. Laissez-vous inspirer par Piatti, le fabricant suisse leader du marché, et l'acquisition de votre cuisine deviendra une expérience inoubliable.

Mobili al servizio della qualità della vita: un obiettivo ambizioso che la nostra ampia gamma persegue in ogni dettaglio. Comunque sia la cucina dei vostri sogni, i nostri mobili di pregio sapranno soddisfare i vostri desideri. Si adattano alla perfezione alle vostre predilezioni in fatto di stile e design. Sono realizzati nella migliore qualità svizzera. Studiati per dare quel qualcosa in più al vostro modo di cucinare e di abitare. Grazie di ispirarvi a Piatti, il leader svizzero nella produzione di cucine: sapremo offrirvi una cucina tutta da vivere.

Inhaltsverzeichnis Contents Sommaire Indice

Unterschränke Base cabinets Éléments bas Basi	4
Kehrichtelemente Waste disposal units Meubles poubelles Elementi per la raccolta dei rifiuti	7
Kochfeldelemente Hob units Éléments pour plans de cuisson Elementi del piano di cottura	10
Eckelemente Corner units Éléments d'angle Elementi ad angolo	12
Abschluss- und offene Regale End shelf units and open shelf units Étagères ouvertes et coulissant diagonal Elementi finali e aperti	14
Oberschränke Wall cabinets Éléments hauts Pensili	15
Abluftelemente Extractor units Éléments d'évacuation d'air Elementi per cappa d'aspirazione	16
Eckelemente und Abschlussregale Corner units and end shelf units Éléments d'angle et éléments de finition Elementi d'angolo e elementi finali	17
Hochschränke High cabinets Armoires hautes Armadi alti	18
Eckelemente Corner units Éléments d'angle Elementi ad angolo	20
Regale und Rolladenelemente Shelf and roller-shutter units Étagères et éléments avec stores Elementi aperti e elementi avvolgibili	21
Apparateschränke Appliance cabinets Armoires pour appareils Armadi per elettrodomestici	22

Grifflos
Without handles
Sans poignées
Senza maniglia

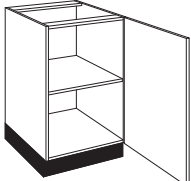
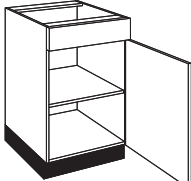
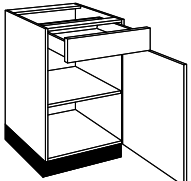
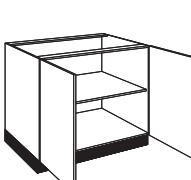
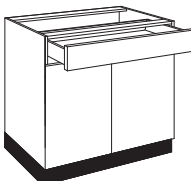
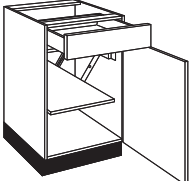
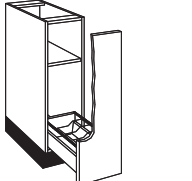
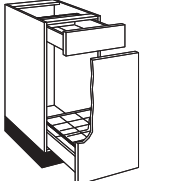
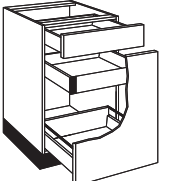
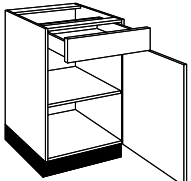
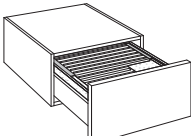
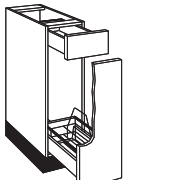
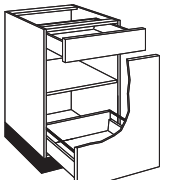
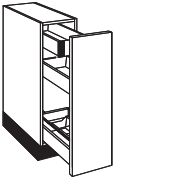
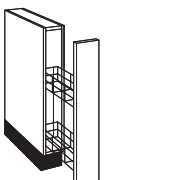
Unterschränke Base cabinets Éléments bas Basi	26
Kehrichtelemente Waste disposal units Meubles poubelles Elementi per la raccolta dei rifiuti	28
Kochfeldelemente Hob units Éléments pour plans de cuisson Elementi del piano di cottura	29
Eckelemente Corner units Éléments d'angle Elementi ad angolo	30
Oberschränke Wall cabinets Éléments hauts Pensili	31
Abluftelemente Extractor units Éléments d'évacuation d'air Elementi per cappa d'aspirazione	31
Eckelemente Corner units Éléments d'angle Elementi ad angolo	32
Hochschränke High cabinets Armoires hautes Armadi alti	33
Apparateschränke Appliance cabinets Armoires pour appareils Armadi per elettrodomestici	34
Piatti Mass-System: 55er- und 60er-Raster Piatti sizing system: 55cm or 60cm frame Système de mesure Piatti: trames de 55 et 60 cm Sistema di misura Piatti: misure modulari da 55 e 60 cm	35

Unterschränke

Base cabinets

Éléments bas

Basi

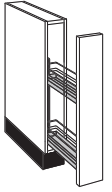
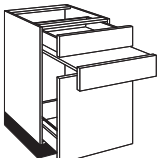
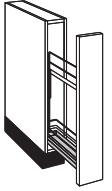
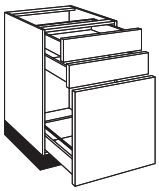
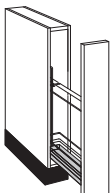
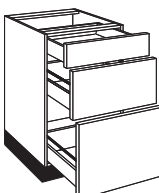

	Breite width Largueur Larghezza	Höhe Height Hauteur Altezza	Typ Type Tipo
UB Türe/Tablar Door/shelf Porte/rayon Anta/ripiano 	275 400 450 500 550 600	762 1016	T
UB Türe/Tablar/Blende Door/shelf/fixed panel Porte/rayon/face fixe Anta/ripiano/fascia fissa 	275 400 450 500 550 600	762	TB
UB Türe/Tablar/Schublade Door/shelf/drawer Porte/rayon/tiroir Anta/ripiano/cassetto 	275 400 450 500 550 600	762 1016	TS
UB Doppeltüre/Tablar Double door/shelf 2 portes/rayon Due ante/ripiano 	800 900 1000 1100 1200	762 1016	DT
UB 1 Schublade, unten Doppeltüre/Tablar 1 drawer, double door/ shelf below 2 portes/rayon/tiroir 1 cassetto, in basso due ante/ripiano 	900 1100	762	DTS
UB Türe/Versenkautomat/ Schublade Door/retractable shelf/ drawer Porte/tablette escamota- ble/tiroir Anta/piano ribaltabile per affettatrice/cassetto 	550 600	762	TSV
UB Auszug mit Flaschenhalter/ Tablar Pull-out with bottle holder/ shelf Coulissant avec grille à bouteilles/rayon Estraibile con porta- bottiglie/ripiano 	275	762	A03
UB Auszug mit Flaschenhalter/ Schublade Pull-out with bottle holder/ drawer Coulissant avec grille à bouteilles/tiroir Estraibile con porta- bottiglie/cassetto 	275 400	762 762	A02 A04
UB Auszug/Schublade/ Innenschublade Pull-out/drawer/ inner drawer Coulissant/tiroir/ tiroir intérieur Estraibile/cassetto/ cassetto interno 	275 400 450 500 550 600	762	A2
UB Türe/Handtuchhalter/ Halterung für Tableau/ Schublade Door/tea-towel holder/tray support/drawer Porte/porte-linge/support à plateaux/tiroir Anta/portasciugamani/ portavassoio/cassetto 	275 400 450 500 550 600	762 1016	THS
UB Auszug für Brotschubla- deinsatz Pull-out for bread drawer insert Coulissant pour élément à pain Estraibile per inserto cassetto pane 	500 550 600	254	SB
UB Auszug mit Flaschenkorb/ Schublade Pull-out with bottle basket/ drawer Coulissant avec corbeille porte-bouteilles/tiroir Estraibile con cestello portabottiglie/cassetto 	275	762	A0
UB Auszug/Tablar/Schublade Pull-out/shelf/drawer Coulissant/rayon/tiroir Estraibile/ripiano/cassetto 	275 400 450 500 550 600	762	A1
UB Auszugelement mit Innen- schublade Pull-out unit with internal drawer Coulissant avec tiroir intérieur Elemento estraibile con cassetto interno 	275 400	762	AUS1
UB Auszug für Flaschen Pull-out for bottles Coulissant pour bouteilles Estraibile per bottiglie 	150	762	VA

Unterschränke

Base cabinets

Éléments bas

Basi

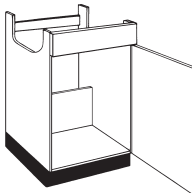
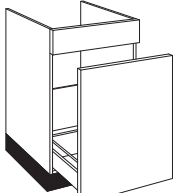
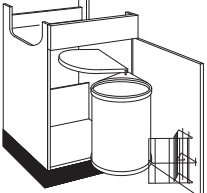
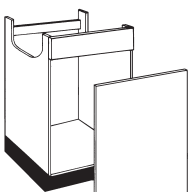
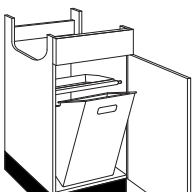
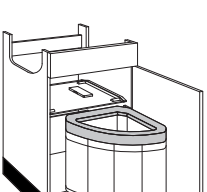
	Breite width Largueur Larghezza	Höhe Height Hauteur Altezza	Typ Type Tipo
UB Auszugssystem 2 Etagen 2-stage pull-out system Élément coulissant à 2 étages Scaffale estraibile a 2 ripiani 	150	762	VAE
UB Auszug/Auszugtsch/ Schublade Pull-out/pull-out table/ drawer Coulissant/table à rallon- ges/tiroir Estraibile/piano estraibile/ cassetto 	550 600	762	ASA
UB Auszugsystem mit Hand- tuchhalterung Pull-out system with tea towel holder Coulissant porte-linge Porta strofinacci estraibile 	150	762	VAH
UB Auszug/2 Schubladen Pull-out/2 drawers Coulissant/2 tiroirs Estraibile/2 cassetti 	275 400 450 500 550 600	762	SPS
UB Auszugssystem mit Back- blech- und Tablettauszug Pull-out system with baking tray and tray pull-out Élément coulissant pour plaques à pâtisseries et planches à découper Sistema estraibile con piastra da forno e vassoio 	150	762	VAB
UB Schublade/2 Pfannen- schubladen Drawer/2 saucepan drawers Tiroir/2 tiroirs à casseroles Cassetto/2 cassettoni per pentole 	275 400 450 500 550 600 900 1100	762	3PS
	Übertief 730 mm Extra deep 730mm Profondeur augmentée 730 mm Profondita maggiorata 730 mm		
	550 600 900 1100	762	U3PS
UB 5 Schubladen 5 drawers 5 tiroirs 5 cassetti 	275 400 450 500 550 600	762	5S

Unterschränke: Kehrachtelemente

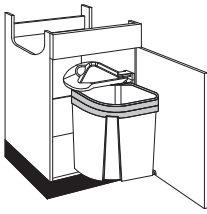
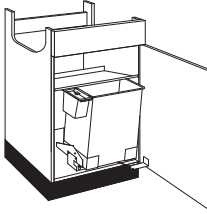
Base cabinets: Waste disposal units

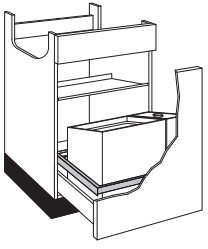
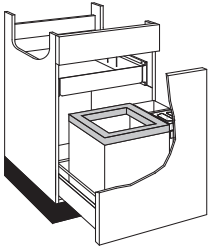
Éléments bas: Meubles poubelles

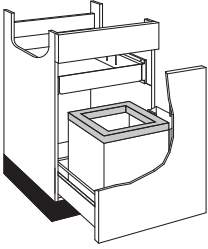
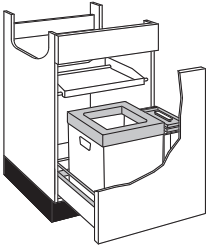
Basi: Elementi per la raccolta dei rifiuti

	Breite width Largueur Larghezza	Höhe Height Hauteur Altezza	Typ Type Tipo
UB Kehrichtabteil leer/Blende Waste disposal section - empty/fixed panel Compartment poubelle vide/porte/face fixe Elemento pattumiera vuoto/fascia fissa 	400 450 500 550 600	762	KLB
UB Kehrichtabteil leer mit Auszug/Blende Waste disposal section - empty, with pull-out/ fixed panel Compartment poubelle vide/coulissant/face fixe Elemento pattumiera vuoto/fascia fissa 	400 450 500 550 600	762	KALB1
UB Kehrichtabteil Müllboy Typ 1/Blende Waste disposal section, Müllboy Type 1/fixed panel Compartment poubelle Müllboy Type 1/porte/ face fixe Elemento pattumiera Müll- boy Tipo 1/fascia fissa 	500 550 600	762	KBEB
UB Kehrichtabteil leer/ Blende/lose Front Waste disposal section - empty/fixed panel/loose front Compartment poubelle vide/face fixe/face détachée Elemento pattumiera vuoto/pannello/frontale mobile 	400 450 500 550 600	762	KLAB
UB Kehrichtabteil Stöckli Mülllex/Blende Waste disposal section, Stöckli Mülllex/fixed panel Compartment poubelle Stöckli Mülllex/porte/ face fixe Elemento pattumiera Stöckli Mülllex/fascia fissa 	400 450	762	KMB
UB Kehrichtabteil Franke SOLO/Blende Waste disposal section, Franke SOLO/fixed panel Compartment poubelle Franke SOLO/porte/ face fixe Elemento pattumiera Franke SOLO/fascia fissa 	500 550 600	762	KTSB

Unterschranke: Kehrachtelemente
Base cabinets: Waste disposal units
Éléments bas: Meubles poubelles
Basi: Elementi per la raccolta dei rifiuti

	Breite width Largueur Larghezza	Höhe Height Hauteur Altezza	Typ Type Tipo
<p>UB Kehrlichtabteil Stöckli Müllex Flexx Bio/Blende Waste disposal section - Stöckli Müllex Flexx Bio/ fixed panel Compartiment poubelle Stöckli Müllex Flexx Bio/ face fixe Elemento pattumiera Stöckli Müllex Flexx Bio/ fascia fissa</p> 	550 600	762	KTMB
<p>UB Kehrlichtabteil PEKA PESABOY/Blende Waste disposal section - PEKA PESABOY/fixed panel Compartiment poubelle PEKA PESABOY/face fixe Elemento pattumiera PEKA PESABOY/fascia fissa</p> 	550 600	762	KTPB

	Breite width Largueur Larghezza	Höhe Height Hauteur Altezza	Typ Type Tipo
<p>UB Kehrlichtabteil PEKA OEKO MAXX/Blende Waste disposal section - PEKA OEKO MAXX/fixed panel Compartiment poubelle PEKA OEKO MAXX/face fixe Elemento pattumiera PEKA OEKO MAXX/fascia fissa</p> 	450* 550 600	762	KAOB
<p>*ohne Grünabfalleimer no green waste bin sans bac à compost senza recipiente compostaggio</p>			
<p>UB Kehrlichtabteil mit Abfall- sortierer Stöckli ZK Boxx Bio Waste disposal section - with Stöckli ZK Boxx Bio waste sorter Compartiment poubelle et éléments de séparation Stöckli ZK Boxx Bio/ face fixe Elemento pattumiera con separazione Stöckli ZK Boxx Bio</p> 	550 600	762	KABB

	Breite width Largueur Larghezza	Höhe Height Hauteur Altezza	Typ Type Tipo
<p>UB Kehrlichtabteil mit Abfall- sortierer Stöckli ZK Boxx City/Sammeltasche Waste disposal section - with Stöckli ZK Boxx City waste sorter/collecting bag Compartiment poubelle et éléments de séparation Stöckli ZK Boxx City/poche de collecte/face fixe Elemento pattumiera estraibile con separazione Stöckli ZK Boxx City/tasca di raccolta</p> 	550 600	762	KACB
<p>UB Kehrlichtabteil mit Abfall- sortierer Franke Composta Waste disposal section - with Franke Composta waste sorter Compartiment poubelle et éléments de séparation Franke Composta/face fixe Elemento pattumiera con separazione Franke Composta</p> 	550 600	762	KFPB

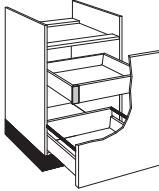
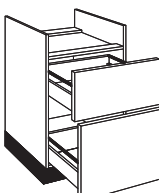
	Breite width Largueur Larghezza	Höhe Height Hauteur Altezza	Typ Type Tipo
<p>UB Kehrlichtabteil mit Abfall- sortierer Franke Collect/ Sammeltasche Waste disposal section - with Franke Collect waste sorter/collecting bag Compartiment poubelle et éléments de séparation Franke Collect/poche de collecte/face fixe Elemento pattumiera con separazione Franke Collect/ tasca di raccolta</p> 	550 600	762	KFCB

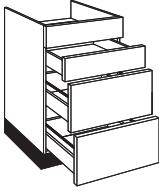
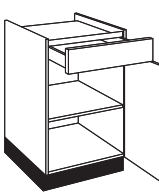
Unterschränke: Kochfeldelemente

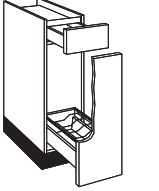
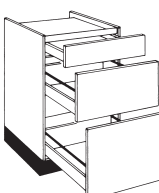
Base cabinets: Hob units

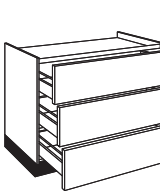
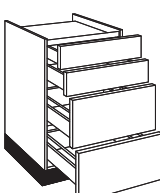
Éléments bas: Éléments pour plans de cuisson

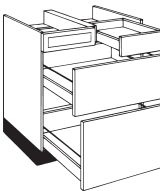
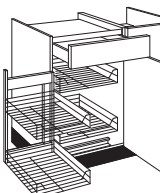
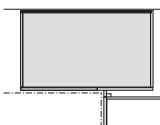
Basi: Elementi per zona di cottura


	Breite Width Largueur Larghezza	Höhe Height Hauteur Altezza	Typ Type Tipo
UB Kochfeld/Auszug/ Innenschublade Hob/pull-out/inner drawer Emplacement pour plan de cuisson/coulissant/tiroir intérieur Piano di cottura/estraibile/cassetto interno	275 550 600	762	RA4
	Blende Fixed panel Face fixe Fascia fissa		
	275 550 600	762	RA4B
UB Kochfeld/2 Pfannenschubladen Hob/2 saucepan drawers Emplacement pour plan de cuisson/2 tiroirs à casseroles Piano di cottura/ 2 cassettoni per pentole	550 600	762	R2PS
	Blende Fixed panel Face fixe Fascia fissa		
	550 600 900	762	R2PSB

	Breite Width Largueur Larghezza	Höhe Height Hauteur Altezza	Typ Type Tipo
UB Kochfeld/Blende/Schublade/2 Pfannenschubladen Hob/fixed panel/drawer/ 2 saucepan drawers Emplacement pour plan de cuisson/face fixe/tiroir/ 2 tiroirs à casseroles Piano di cottura/fascia fissa/cassetto/2 cassettoni per pentole	550 600 900	762	R3PSB
			
UB Kochfeld/Metallberührungsschutz/Schublade/Türe/Tablar Hob/metal guard/drawer/ door/shelf Emplacement pour plan de cuisson/plaque métallique de protection/tiroir/porte/rayon Piano di cottura/protezione metallica contro i contatti/ cassetto/anta/ripiano	275 400 450 500 550 600	762	RTS
			

	Breite Width Largueur Larghezza	Höhe Height Hauteur Altezza	Typ Type Tipo
UB Kochfeld/Metallberührungsschutz/Schublade/Auszug mit Flaschenhalter Hob/metal guard/drawer/ pull-out with bottle-holder Emplacement pour plan de cuisson/plaque métallique de protection/tiroir/support pour bouteilles Piano di cottura/protezione metallica contro i contatti/ cassetto/elemento a estrazione con portabottiglie	275 600 900	762	RTA02
			
UB Kochfeld/Metallberührungsschutz/Schublade/ 2 Pfannenschubladen Hob/metal guard/drawer/ 2 saucepan drawers Emplacement pour plan de cuisson/plaque métallique de protection/tiroir/2 tiroirs à casseroles Piano di cottura/protezione metallica contro i contatti/ cassetto/2 cassettoni per pentole	550 600 900	762	RT3PS
	Übertief 730 mm Extra deep 730mm Profondeur augmentée 730 mm Profondita maggiorata 730 mm		
	550 600 900	762	URT3PS

	Breite Width Largueur Larghezza	Höhe Height Hauteur Altezza	Typ Type Tipo
UB Kochfeld/Metallberührungsschutz/3 Pfannenschubladen Hob/metal guard/3 saucepan drawers Emplacement pour plan de cuisson/plaque métallique de protection/3 tiroirs à casseroles Piano di cottura/protezione metallica contro i contatti/ 3 cassettoni per pentole	550 600 900 1100	762	RTPS3
	Übertief 730 mm Extra deep 730mm Profondeur augmentée 730 mm Profondita maggiorata 730 mm		
	550 600 900 1100	762	URTPS3
UB Kochfeld/Metallberührungsschutz/2 Schubladen/ 2 Pfannenschubladen Hob/metal guard/2 drawers/ 2 saucepan drawers Emplacement pour plan de cuisson/plaque métallique de protection/2 tiroirs/ 2 tiroirs à casseroles Piano di cottura/protezione metallica contro i contatti/ 2 cassetti/2 cassettoni per pentole	550 600 900	762	RT4PS
	Übertief 730 mm Extra deep 730mm Profondeur augmentée 730 mm Profondita maggiorata 730 mm		
	550 600 900	762	URT4PS

	Breite Width Largueur Larghezza	Höhe Height Hauteur Altezza	Typ Type Tipo
UB Kochfeld/Blende/Schublade/2 Pfannenschubladen Hob/fixed panel/drawer/ 2 saucepan drawers Emplacement pour plan de cuisson/face fixe/tiroir/ 2 tiroirs à casseroles Piano di cottura/fascia fissa/cassetto/2 cassettoni per pentole	900	762	RT2PSSB
	Front 500 mm Front 500mm Face 500 mm Frontale 500 mm		
	950	762	RTESC2
	Front 550 mm Front 550mm Face 550 mm Frontale 550 mm		
A = Arena-Tablar Arena shelf Rayon Arena Ripiano Arena	950	762	RTESC
	Front 500 mm Front 500mm Face 500 mm Frontale 500 mm		
	950	762	RTESC2A
	Front 550 mm Front 550mm Face 550 mm Frontale 550 mm		
	950	762	RTESCA

	Breite Width Largueur Larghezza	Höhe Height Hauteur Altezza	Typ Type Tipo
UB Herdmöbel (Nischehöhe 600 mm) mit Schublade/ Blende/Klappe Cooker unit (niche Height 600mm) with drawer/ fixed panel/flap Meuble pour cuisinière (haut. de niche 600 mm)/ tiroir ou face fixe ou clapet Mobiletto per cucina (altezza nicchia 600 mm)/cassetto/fascia fissa/clappa	600	762	HS
	Schublade Drawer Tiroir Cassetto		
	600	762	HB
	Blende Fixed panel Face fixe Fascia fissa		
Klappe Flap Clapet Porta a ribalta	600	762	HK*
	*Gasherdeinbau Gas cooker installation Encastrement de la cuisinière à gaz Montaggio cucina a gas		

Unterschränke: Eckelemente
Base cabinets: Corner units
Éléments bas: Éléments d'angle
Basi: Elementi ad angolo

	Breite Width Largueur Larghezza	Höhe Height Hauteur Altezza	Typ Type Tipo
UB Eckelement mit Türe/ Tablar/Blindfront Corner unit with door/ shelf/false front Élément d'angle avec porte/ rayon/face fixe Elemento d'angolo con anta/ripiano/fascia fissa	Front 400 mm Front 400mm Face 400 mm Frontale 400 mm	950	ET1
	Front 450 mm Front 450mm Face 450 mm Frontale 450 mm	950	ET0
	Front 500 mm Front 500mm Face 500 mm Frontale 500 mm	950	ET2
	Front 550 mm Front 550mm Face 550 mm Frontale 550 mm	950	ET3
UB Eckelement mit Türe/ Tablar/Schublade/ Blindfront Corner unit with door/shelf/ drawer/false front Élément d'angle avec porte/ tiroir/face fixe Elemento d'angolo con anta/ripiano/cassetto/ fascia fissa	Front 275 mm Front 275mm Face 275 mm Frontale 275 mm	550	ETS4
		762	

	Breite Width Largueur Larghezza	Höhe Height Hauteur Altezza	Typ Type Tipo
UB Eckelement mit Türe/ Schublade/Tablar/Blindfront Corner unit with door/ drawer/shelf/false front Élément d'angle avec porte/ tiroir/rayon/face fixe Elemento d'angolo con anta/ cassetto/ripiano/fascia fissa	Front 400 mm Front 400mm Face 400 mm Frontale 400 mm	950	ETS1
	Front 450 mm Front 450mm Face 450 mm Frontale 450 mm	950	ETS0
	Front 500 mm Front 500mm Face 500 mm Frontale 500 mm	950	ETS2
	Front 550 mm Front 550mm Face 550 mm Frontale 550 mm	950	ETS3
UB Eckelement mit Türe/ Schublade/Drehtablar/ Blindfront Corner unit with door/ drawer/swivelling shelf/ false front Élément d'angle avec porte/ tiroir/rayons tournants/ face fixe Elemento d'angolo con anta/cassetto/ripiano girevole/fascia fissa	Front 500 mm Front 500mm Face 500 mm Frontale 500 mm	950	ETS2D
	Front 550 mm Front 550mm Face 550 mm Frontale 550 mm	950	ETS3D

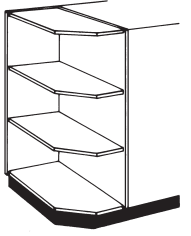
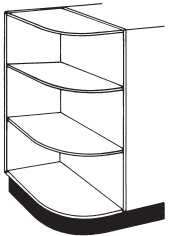
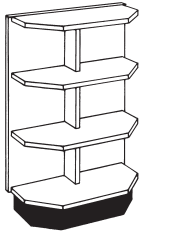
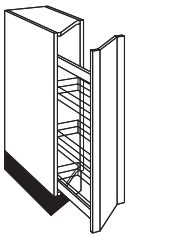
	Breite Width Largueur Larghezza	Höhe Height Hauteur Altezza	Typ Type Tipo
UB Eckelement/Türe/Le-Mans- Schwenktabelle/Schublade/ Blindfront Corner unit/door/Le-Mans swivelling shelves/drawer/ false front Élément d'angle/porte/ étagères pivotantes Le-Mans/tiroir/face fixe Elementi angolari/sportello/ ripiani girevole Le-Mans/ cassetto/fascia fissa	Front 500 mm Front 500mm Face 500 mm Frontale 500 mm	1000	EMS2
	Front 550 mm Front 550mm Face 550 mm Frontale 550 mm	1000	EMS3
	Front 600 mm Front 600mm Face 600 mm Frontale 600 mm	1000	EMS4
		762	
UB Eckelement mit Türe/ Schublade/Drehtablar/ Blindfront Corner unit with door/ drawer/swivelling pull-out/ false front Élément d'angle avec porte/ tiroir/corbeilles pivotantes/ face fixe Elemento d'angolo con anta/cassetto/estraibile girevole/fascia fissa	Front 500 mm Front 500mm Face 500 mm Frontale 500 mm	950	ESC2
	Front 550 mm Front 550mm Face 550 mm Frontale 550 mm	950	ESC
	Front 500 mm Front 500mm Face 500 mm Frontale 500 mm	950	ESC2A
	Front 550 mm Front 550mm Face 550 mm Frontale 550 mm	950	ESCA
A = Arena-Tablar Arena shelf Rayon Arena Ripiano Arena			

	Breite Width Largueur Larghezza	Höhe Height Hauteur Altezza	Typ Type Tipo
UB Eckelement mit loser Front/ Schublade/Blindfront Corner unit with loose front/drawer/false front Élément d'angle avec face détachée/tiroir/face fixe Elemento ad angolo con porta staccata/cassetto/ fascia fissa	Front 400 mm Front 400mm Face 400 mm Frontale 400 mm	950	ELS1
	Front 450 mm Front 450mm Face 450 mm Frontale 450 mm	950	ELS0
	Front 500 mm Front 500mm Face 500 mm Frontale 500 mm	950	ELS2
	Front 550 mm Front 550mm Face 550 mm Frontale 550 mm	950	ELS3
UB Eckelement mit 2 Falttüren 90°/Tablar Corner unit with 2 folding doors 90°/shelf Élément d'angle avec 2 portes pliantes 90°/rayon Elemento d'angolo con 2 ante a soffietto 90°/ ripiano	902	762	ETT1

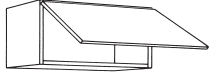
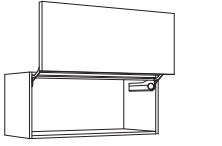
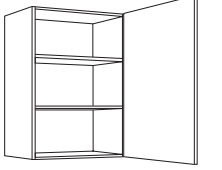
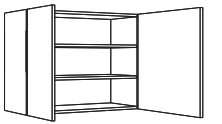
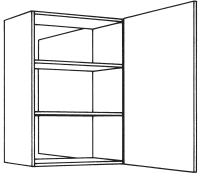

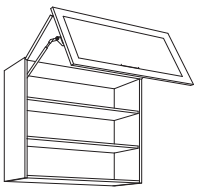
	Breite Width Largueur Larghezza	Höhe Height Hauteur Altezza	Typ Type Tipo
UB Eckrondelle mit 2 Falt- türen 90° Corner carousel with 2 folding doors 90° Tourniquet d'angle avec 2 portes pliantes 90° Girello angolare con 2 ante a soffietto 90°	902	762	ERT1
UB Eckrondelle mit 2 Falttüren 90°/2 Schubladen Corner carousel with 2 fold- ing doors 90°/2 drawers Tourniquet d'angle avec 2 portes pliantes 90°/ 2 tiroirs Girello angolare con 2 ante a soffietto 90°/2 cassetti	902	762	ERTS1

	Breite Width Largueur Larghezza	Höhe Height Hauteur Altezza	Typ Type Tipo
UB Eckrondelle 90° mit mitdrehender Front 90° corner carousel with co-pivoting front Tourniquet d'angle 90° avec face tournant en même temps Girello angolare 90° con porta rotante	902	762	ERH1
A = Arena-Tablar Arena shelf Rayon Arena Ripiano Arena			
2-teilige Front gestiftet, 3 Tablare 2-section front, pinned, 3 shelves Face 2 pièces liées, 3 rayons Frontale in 2 pezzi fissato con perni, 3 ripiani	902	762	ERH2T ERH2A
2-teilige Front gestiftet, 2 Tablare 2-section front, pinned, 2 shelves Face 2 pièces liées, 2 rayons Frontale in 2 pezzi fissato con perni, 2 ripiani	902	762	ERH1Z ERHZ2T ERHZ2A
UB Eckrondelle 90° mit mitdre- hender Front/2 Schubladen Corner carousel with 2 folding doors 90°/ 2 drawers Tourniquet d'angle 90° avec face tournant en même temps/2 tiroirs Girello angolare 90° con porta rotante/2 cassetti	902	762	ERH1S ERHS2A
A = Arena-Tablar Arena shelf Rayon Arena Ripiano Arena			


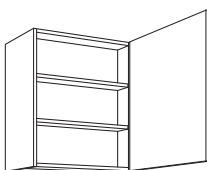


Unterschränke: Abschluss- und offene Regale
Base cabinets: End shelf units and open shelf units
Éléments bas: Étagères ouvertes et coulissant diagonal
Basi: Elementi finali e aperti

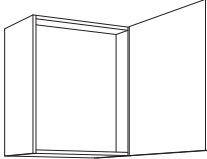

	Breite Width Largueur Larghezza	Höhe Height Hauteur Altezza	Typ Type Tipo
UB Abschlussregal schräg/ Tablare End shelf unit, angled/ shelves Élément de finition en biais/rayons Elemento terminale obliquo/ripiani	275	762	AR45
			
UB Abschlussregal rund/ Tablare End shelf unit, rounded/ shelves Élément de finition arrondi/rayons Elemento terminale rotondo/ripiani	275	762	AR
			
UB Abschlussregal mit 2 Schrägen 45°/Tablare End shelf unit with 2x45° angles/shelves Élément de finition en biais (2x45°)/rayons Elemento terminale aperto da ambo i lati a 45°/ripiani	601	762	AR45
			
UB Diagonalauszug 45°/ 3 Einhängkörbe 45° diagonal pull-out/ 3 suspended baskets Rayonnage en diagonale 45°/3 corbeilles à suspendre Elemento estraibile diagonale 45°/ 3 cestelli inseribili	275 275	762 762	ZDIAR ZDIAL
			

Oberschränke
Wall cabinets
Éléments hauts
Pensili

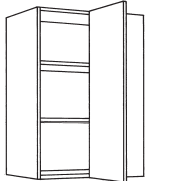
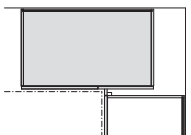
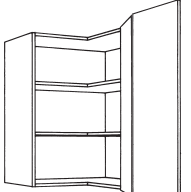
	Breite Width Largueur Larghezza	Höhe Height Hauteur Altezza	Typ Type Tipo
OB Klappe Flap Clapet Porta a ribalta	275 400 450 500 550 600 900	251 378	K
			
OB Lifttüre Lift-up door Porte relevable Porta lift	550 600 900	378	LT1
			
OB Türe/Tablare Door/shelves Porte/rayons Anta/ripiani	275 400 450 500 550 600	505 632 759 886 1013	T
			
OB Doppeltüre/Tablare Double door/shelves 2 portes/rayons Ante doppia/ripiani	825 950 900 1100	505 632 759 886 1013 505 632 759 886 1013	T55L/R DT
			
OB Element mit beidseitigen bedienbaren Türen/Tablare Unit with doors/shelves accessible from both sides Élément à portes ouvrables de 2 côtes/rayons Pensile apribile da ambo i lati con 2 porte/2 ripiani	275 400 450 500 550 600	505 632 759 886 1013	TTLR TTLL TTRL TTRR
			
OB Türe/Tablare Door/shelves Porte/rayons Anta/ripiani	550 600	632* 759 886 1013	Mw
			
	600	632* 759* 886 1013	Mw1
			* nur mit Klappe only with flap seulement avec clapet solo con porta a ribalta
OB Klappe mit Hochfalt- beschlag/2 Tablare Flap with upward-folding fittings/2 shelves Élément haut à porte rabattable/2 rayons Sportello a ribalta a soffietto/2 ripiani			
			
Beide Fronten in Alu mit Glasfüllung Both fronts in aluminium with glass infill Deux cadres en aluminium avec verre de remplissage Entrambi i frontali in alluminio con vetro di riempimento	550 600 900 1100	632 759	HFA
Obere Front Dekor, untere Alu mit Glasfüllung Decorative upper front, lower front in aluminium with glass infill Face supérieure décor, inférieure cadre en aluminium avec verre de remplissage Frontale superiore come ante, frontale inferiore in alluminio con vetro di riempimento	550 600 900 1100	632 759	HF1
Beide Fronten in Dekor Both fronts decorative Deux faces en décor Entrambi i frontali come ante	550 600 900 1100	632 759	HFD

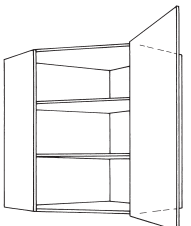
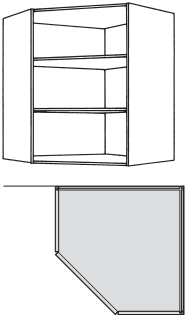
Oberschränke: Abluftelemente
Wall cabinets: Extractor units
Éléments hauts: Éléments d'évacuation d'air
Pensili: Elementi per cappa d'aspirazione

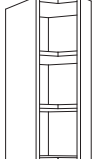
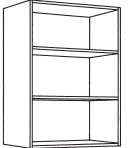
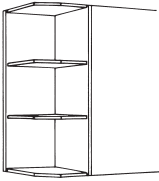
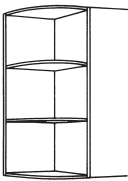
	Breite Width Largueur Larghezza	Höhe Height Hauteur Altezza	Typ Type Tipo
AB Klappe Flap Clapet Porta a ribalta	550 600	251	K
	550 600	378	K3*
	*K3 Front 1/6 länger als Möbel Front 1/6 longer than cabinet Face 1/6 ^e plus longue que le meuble Frontale 1/6 più lungo del mobile		
			
AB Türe/Tablare Door/shelves Porte/rayons Anta/ripiani	275 450 550 600	378 505 632 759 886	T
			
AB Türe/Tablare Door/shelves Porte/rayons Anta/ripiani	450 550 600	378 505 632 759	T4 T5 T6 T7
	Front 1/6 länger als Möbel Front 1/6 longer than cabinet Face 1/6 ^e plus longue que le meuble Frontale 1/6 più lungo del mobile		
			
AB Türe/Tablare Door/shelves Porte/rayons Anta/ripiani	550 600	505 632 759 886	T4S T5S T6S T7S
			

	Breite Width Largueur Larghezza	Höhe Height Hauteur Altezza	Typ Type Tipo
AB Türe/Rückwand demon- tierbar Door/removable back panel Porte/panneau arrière démontable Anta/pannello posteriore smontabile	550 600	505 632 759 886	TLB
			
AB Doppeltüre/Tablare Double doors/shelves 2 portes/rayons Anta doppia/ripiani	900	505 632 759 886	DT
			

Oberschränke: Eckelemente und Abschlussregale
Wall cabinets: Corner units and end shelf units
Éléments hauts: Éléments d'angle et éléments de finition
Pensili: Elementi d'angolo e elementi finali

	Breite Width Largueur Larghezza	Höhe Height Hauteur Altezza	Typ Type Tipo
OB Eckelement mit fester Front und Türe/Tablare Corner unit with fixed front and door/shelves Élément d'angle avec face fixe et porte/rayons Elemento d'angolo con frontale fisso e porta/ ripiani	Front 275 mm Front 275mm Frontale 275 mm	550	ET
	505 632 759 886 1013		
			
OB Eckelement mit 2 Falttüren 90°/Tablare Corner unit with 2 folding doors 90°/shelves Élément d'angle avec 2 portes pliantes 90 degrés/rayons Elemento d'angolo con 2 ante a libro 90°/ripiani	Front 550 mm Front 550mm Face 550 mm Frontale 550 mm	825	ET
	505 632 759 886 1013		
			
OB Eckelement mit 2 Falttüren 90°/Tablare Corner unit with 2 folding doors 90°/shelves Élément d'angle avec 2 portes pliantes 90 degrés/rayons Elemento d'angolo con 2 ante a libro 90°/ripiani	627	632 759 886 1013	EDT
			

	Breite Width Largueur Larghezza	Höhe Height Hauteur Altezza	Typ Type Tipo
OB Diagonalelement 45°/ Türe/Tablare Diagonal unit, 45°/door/ shelves Élément en diagonale 45°/ porte/rayons Elemento diagonale 45°/ anta/ripiani	627	632 759 886 1013	45T
			
OB Offenes Eckregal 45°/ Tablare Open corner shelf unit, 45°/ shelves Étagère d'angle ouverte 45°/rayons Scaffale angolare aperto 45°/ripiani	627	632 759 886 1013	0E45
			

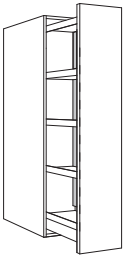
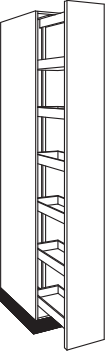
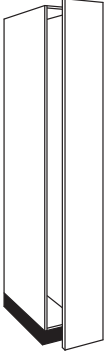
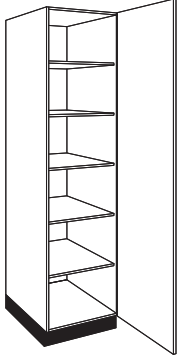
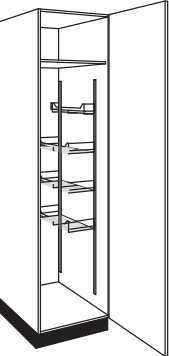
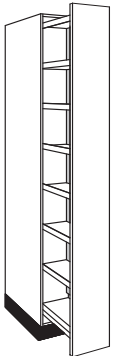
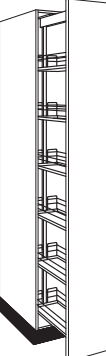
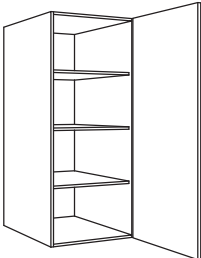
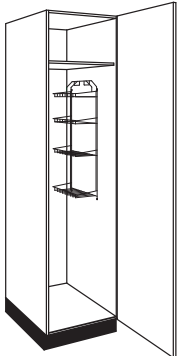
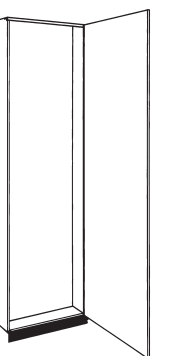
	Breite Width Largueur Larghezza	Höhe Height Hauteur Altezza	Typ Type Tipo
OB Offenes Eckregal 135°/Tablare Open corner shelf unit, 135°/shelves Étagère d'angle ouverte 135°/rayons Scaffale angolare aperto 135°/ripiani	516	632 759 886 1013	OEDA
			
OB Offenes Regal/Tablare Open shelf unit/shelves Étagère ouverte/rayons Scaffale aperto/ripiani	150* 275 400 450 500 550 600 825 900 950 1100	632 759 886 1013	OR ORG
	G = Glastüre, glass door, porte vitrée, anta in vetro		
			
	* ist in ORG nicht erhältlich not available in ORG n'est pas disponible en ORG non fornibile in ORG		
OB Abschlussregal schräg Angled end shelf unit Étagère de finition en biais/rayons Elemento terminale obliquo	275	632 759 886 1013	AR45
			
OB Abschlussregal rund Rounded end shelf unit Étagère de finition arrondie/rayons Elemento terminale rotondo	275	632 759 886 1013	AR
			

Hochschränke

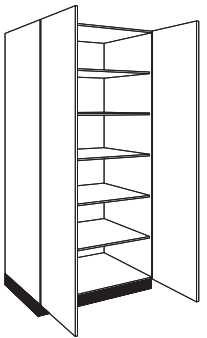
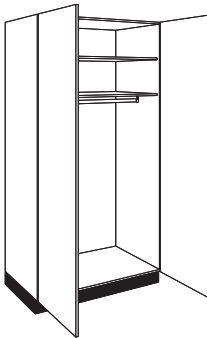
High cabinets


Armoires hautes

Armadi alti

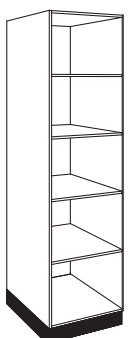
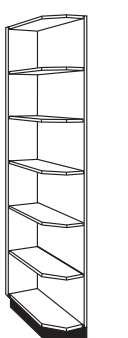
	Breite width Largueur Larghezza	Höhe Height Hauteur Altezza	Typ Type Tipo
<p>HS Auszugschrank mit verstellbaren Tablarern (Aufsatzschrank) Pull-out cabinet with adjustable shelves (over-mounted cupboard) Armoire coulissante avec rayons réglables en hauteur (armoire à monter dessus) Dispensa estraibile con ripiani regolabili (sopralzo)</p> 	275	1143 1270 1397 1524	AUSH
<p>HS Auszugschrank mit Rohr-rahmen, Einlegeschalen Pull-out cabinet with tubular frame and insert trays Armoire coulissante à châssis tubulaire et bacs amovibles Armadio estraibile con telaio tubolare, ripiani inseribili</p> 	275 400	1905 2032 2159 2286	AUSR
<p>HS Schrank leer/Lose Front Empty cabinet/loose front Armoire vide/face détachée Armadio vuoto/frontale mobile</p> 	275 400	1905 2032 2159 2286	LA
<p>HS Türe/Tablare Door/shelves Armoire avec porte/rayons Anta/ripiani</p> 	275 400 450 500 550 600	1905 2032 2159 2286	T
<p>HS Besenschrank mit höhen-verstellbaren Gitterkörben Broom cabinet with height-adjustable wire baskets Armoire à balais/porte/corbeilles réglables en hauteur/support pour tuyau et balai Armadio portascopio con cestelli a rete regolabili in altezza</p> 	400 450 500 550 600	1905 2032 2159 2286	BE1
<p>HS Auszugschrank mit verstellbaren Tablarern Pull-out cabinet with adjustable shelves Armoire coulissante avec rayons réglables en hauteur Dispensa estraibile con ripiani regolabili</p> 	275	1905 2032 2159 2286	AUSH
<p>HS Auszugschrank mit Rohr-rahmen, Einhängetablare ARENA Pull-out cabinet with tubular frame and ARENA suspension shelves Armoire coulissante à châssis tubulaire et rayons amovibles ARENA Armadio estraibile con telaio tubolare, ripiani incardinati ARENA</p> 	275 400	1905 2032 2159 2286	AUSR1
<p>HS Türe/Tablare (Aufsatzschrank) Door/shelves (over-mounted cabinet) Porte/rayons (rajouter au dessus d'une autre) Anta/ripiani (sopralzo)</p> 	275 400 450 500 550 600	1143 1270 1397 1524	AUT
<p>HS Besenschrank mit Putzregal Broom cabinet with cleaning supplies shelves Armoire à balais/porte/casier avec paniers fixes pour produits d'entretien et d'un porte-tuyau/porte-balai Armadio portascopio con ripiano per prodotti di pulizia</p> 	400 450 500 550 600	1905 2032 2159 2286	BE2
<p>HS Hochschrank für Boiler/Türe High cabinet for boiler/door Armoire haute pour boiler/porte Armadio alto per boiler/anta</p> 	600	1905 2032 2159 2286	BO

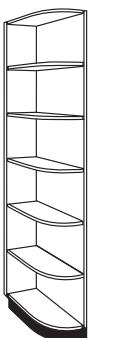
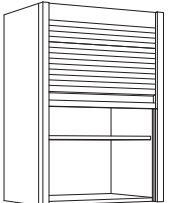
Hochschränke: Eckelemente
High cabinets: Corner units
Armoires hautes: Éléments d'angle
Armadi alti: Elementi ad angolo


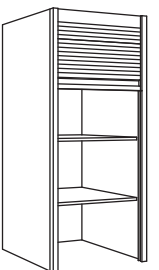
	Breite Width	Höhe Height	Typ Type
WS Wandschrank, Doppeltüre/ Tablare Wall cabinet, double doors/ shelves Armoire à deux portes/ rayons Armadio a muro, due ante/ ripiano	800 900 1000 1100 1200	1905 2032 2159 2286	TA TB TC
	Planungstiefen Design depths Profondeurs de planification Profondità di progettazione		
	TA = 583 mm TB = 494 mm TC = 434 mm		
			
WS Kleiderschrank, Doppeltüre/ Tablare/Kleiderstange Wardrobe, double doors/ shelves/clothes rail Armoire à habits, 2 portes/ 2 rayons/barre à habits Armadio guardaroba, due ante/ripiano/asta appen- diabiti	800 900 1000 1100 1200	1950 2032 2159 2286	KA KB
	Planungstiefen Design depths Profondeurs de planification Profondità di progettazione		
	KA = 583 mm KB = 494 mm		
			

	Breite Width	Höhe Height	Typ Type
HS Eckhochschrank 45°/ Tablare/Türe High corner cabinet, 45°/ shelves/door Armoire d'angle 45°/ rayons/porte Dispensa estraibile d'angolo a 45°/ripiani/anta	1036	1905 2032 2159 2286	E45T
			

Regale und Rolladenelemente
Shelf and roller shutter units
Etagères et éléments avec stores
Elementi aperti e elementi avvolgibili

	Breite Width	Höhe Height	Typ Type
HS Offenes Regal, Tablare Open shelf unit and shelves Etagère ouverte, rayons Scaffale aperto, ripiani	550 800	1524 1905 2032 2159 2286	OR
			
HS Abschlussregal schräg End shelf unit, angled Etagère de finition en biais/ rayons Elemento terminale obliquo	275	1905 2032 2159 2286	AR45
			

	Breite Width	Höhe Height	Typ Type
HS Abschlussregal rund End shelf unit, rounded Etagère de finition arrondie/rayons Elemento terminale rotondo	275	1905 2032 2159 2286	AR
			
ZE Rolladen/Tablare/Boden Roller shutters/shelves/ bases Élément à store/rayons/ fond Avvolgibile/ripiani/fondo	400 550 600 900	759 1013	ROMB
	Planungstiefe Design depth Profondeur de planification Profondità di progettazione		
	336 mm		
			

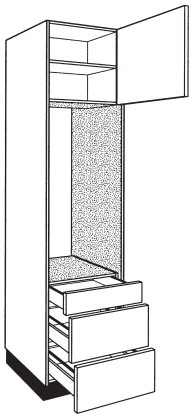
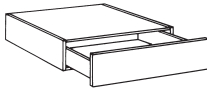
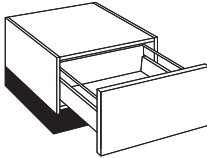
	Breite Width	Höhe Height	Typ Type
ZE Rolladen/Tablare/Boden Roller shutters/shelves/ bases Élément à store/rayons/ fond Avvolgibile/ripiani/fondo	400 550 600 900	1270 1524	ROMB
	Planungstiefe Design depth Profondeur de planification Profondità di progettazione		
	580 mm		
			
ZE Rolladen/Tablare Roller shutters/shelves Élément à store/rayons Avvolgibile/ripiani	400 550 600 900	1270 1524	ROM
			

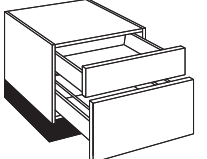
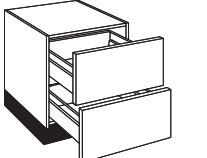
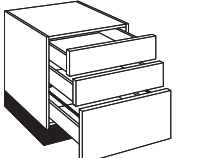
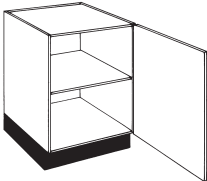
Apparateschränke

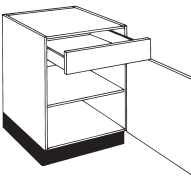
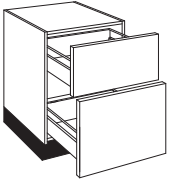
Appliance cabinets

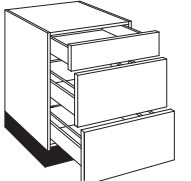
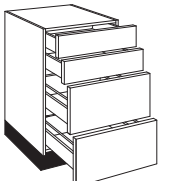
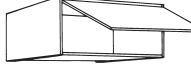
Armoires pour appareils

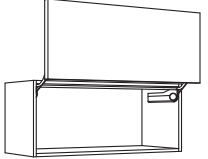
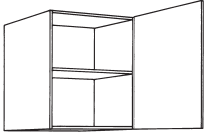
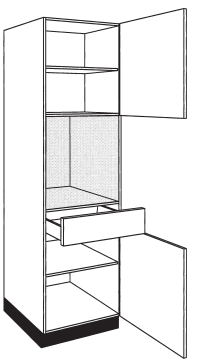
Armadi per elettrodomestici

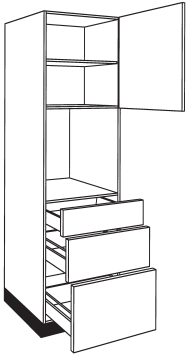
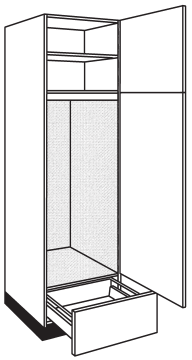
	Breite Width Largeur	Höhe Height Hauteur	Typ Type Tipo
<p>System System Système Sistema</p>  <p>Apparatemöbel oben (AS) Appliance cabinet, top (AS) Élément en hauteur (AS) Elemento per apparecchi alto (AS)</p> <p>Nische für Apparate Niche for appliance Niche pour appareils Nicchia per apparecchi</p> <p>Apparatemöbel unten (AP) Appliance cabinet, base (AP) Élément bas (AP) Elemento per apparecchi basso (AP)</p>			
<p>AP Schublade Drawer Tiroir Cassetto</p> 	275 400 450 500 550 600	127	S1
<p>AP Pfannenschublade Saucepan draw Tiroir à casseroles Cassettone per pentole</p> 	275 400 450 500 550 600	254	S1
	550 600	381	S1

	Breite Width Largeur	Höhe Height Hauteur	Typ Type Tipo
<p>AP Schublade/ 1 Pfannenschublade Drawer/1 saucepan drawer Tiroir/1 tiroir à casseroles Cassetto/1 cassettone per pentole</p> 	550 600	381	S2
<p>AP 2 Pfannenschubladen 2 saucepan drawers 2 tiroirs à casseroles 2 cassettoni per pentole</p> 	550 600	508	S2
<p>AP 2 Schubladen/ 1 Pfannenschublade 2 drawers/1 saucepan drawer 2 tiroirs/1 tiroir à casseroles 2 cassetti/1 cassettone per pentole</p> 	550 600	508	S3
<p>AP Türe/Tablar Door/shelf Porte/rayon Anta/ripiano</p> 	550 600	508 635 762	T

	Breite Width Largeur	Höhe Height Hauteur	Typ Type Tipo
<p>AP Türe/Tablar/Schublade Door/shelf/drawer Porte/rayon/tiroir Anta/ripiano/cassetto</p> 	550 600	635 762	TS
<p>AP 2 Pfannenschubladen 2 saucepan drawers 2 tiroirs à casseroles 2 cassettoni per pentole</p> 	550 600	635	2PS

	Breite Width Largeur	Höhe Height Hauteur	Typ Type Tipo
<p>AP Schublade/ 2 Pfannenschubladen Drawer/2 saucepan drawers Tiroir/2 tiroirs à casseroles Cassetto/2 cassettoni per pentole</p> 	550 600	635 762	3PS
<p>AP 2 Schubladen/ 2 Pfannenschubladen 2 drawers/2 saucepan drawers 2 tiroirs/2 tiroirs à casseroles 2 cassetti/2 cassettoni per pentole</p> 	550 600	762	4PS
<p>AS Klappe Flap Clapet Porta a ribalta</p> 	550 600	254 381	K

	Breite Width Largeur	Höhe Height Hauteur	Typ Type Tipo
<p>AS Lifttür Lift-up door Porte relevable Porta lift</p> 	550 600	381	LT1
<p>AS Türe/Tablar Door/shelf Porte/rayon Anta/ripiano</p> 	550 600	381 508 635 762 889	T
<p>EH Apparateschrank mit Nische 600 mm/Türen/Tablare/ Schublade Appliance cabinet with 600mm niche/doors/ shelves/drawer Armoire avec niche de 600 mm de haut/portes/ rayons/tiroir Armadio per apparecchi con nicchia 600 mm/ante/ ripiani/cassetto</p> 	600	1905 2032 2159 2286	N600

	Breite Width Largeur	Höhe Height Hauteur	Typ Type Tipo
<p>EH Apparateschrank mit Nische 600 mm/Türe/Tablar/ Schubladen Appliance cabinet with 600mm niche/door/shelf/ drawers Armoire avec niche de 600 mm de haut/porte/ rayon/tiroirs Armadio per apparecchi con nicchia 600 mm/anta/ ripiano/cassetti</p> 	600	1905 2032 2159 2286	N600S
<p>EH Apparateschrank mit Nische 1270 mm/Türen/Tablar/ Schublade Appliance cabinet with 1270mm niche/doors/ shelf/drawer Armoire avec niche de 1270 mm de haut/portes/ rayon/tiroir Armadio per apparecchi con nicchia 1270 mm/ante/ ripiano/cassetto</p> 	600	1905 2032 2159 2286	N10 NF10

Die Welt der grifflosen Küche
Kitchens without handles
Le monde de la cuisine sans poignées
Il mondo della cucina senza maniglia

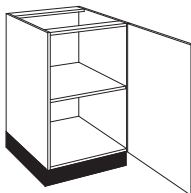
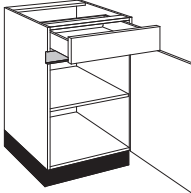
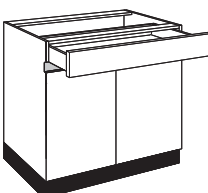
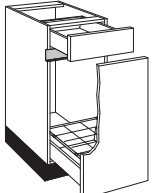
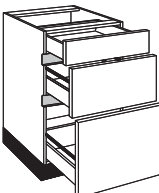
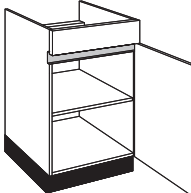
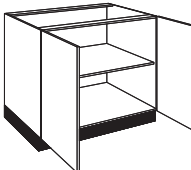
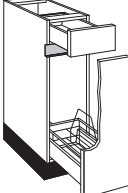
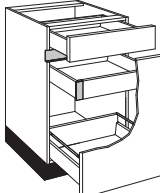


Unterschränke

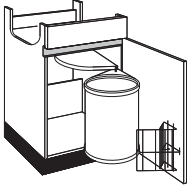
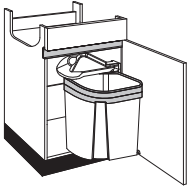
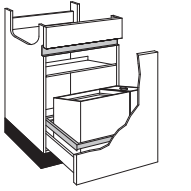
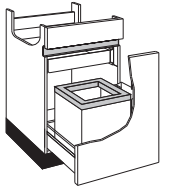
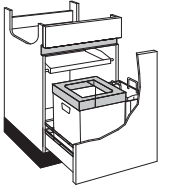
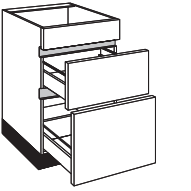
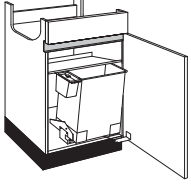
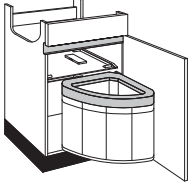
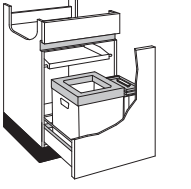
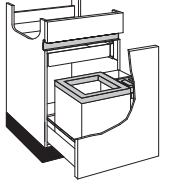
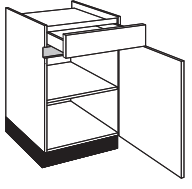
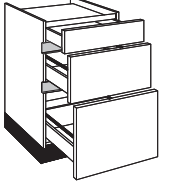
Base cabinets

Éléments bas

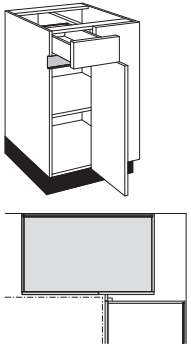
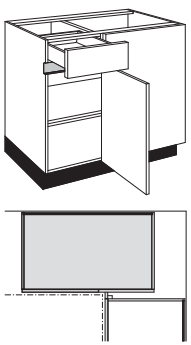
Basi

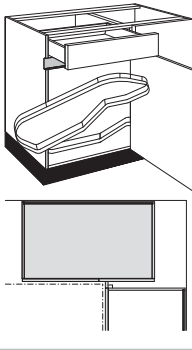
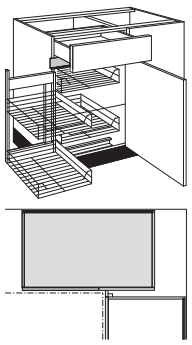
	Breite width Largueur Larghezza	Höhe Height Hauteur Altezza	Typ Type Tipo
UB Türe/Tablar/Druckschnäpper Door/shelf/pressure snapper Porte/rayon/loqueteau à pression Due ante/ripiano/chiusura a pressione	275 400 450 500 550 600	762 1016	T1Q
			
UB Türe/Tablar/Schublade Door/shelf/drawer Porte/rayon/tiroir Anta/ripiano/cassetto	275 400 450 500 550 600	762	TSQ
			
UB Doppeltüre/Tablar/ Schublade Double door/shelf/drawer 2 portes/rayon/tiroir Due ante/ripiano/cassetto	900 1100	762	DTSQ
			
UB Auszug mit Flaschenhalter/ Schublade Pull-out with bottle holder/ drawer Coulissant avec grille à bouteilles/tiroir Estraibile con porta- bottiglie/cassetto	275 400	762	A02Q A04Q
			
UB Schublade/2 Pfannen- schubladen Drawer/2 saucepan drawers Tiroir/2 tiroirs à casseroles Cassetto/2 cassettoni per pentole	275 400 450 500 550 600 900 1100	762	3PSQ
			
		Übertief 730 mm Extra deep 730mm Profondeur augmentée 730 mm Profondita maggiorata 730 mm	
	550 600 900 1100	762	U3PSQ
UB Türe/Tablar/Blende Door/shelf/fixed panel Porte/rayon/face fixe Anta/ripiano/fascia fissa	275 400 450 500 550 600	762	TBQ
			
UB Doppeltüre/Tablar/ Druckschnäpper Double door/shelf/pressure snapper 2 portes/rayon/loqueteau à pression Due ante/ripiano/chiusura a pressione	800 900 1000 1100 1200	762 1016	DT1Q
			
UB Auszug mit Flaschenkorb/ Schublade Pull-out with bottle basket/ drawer Coulissant avec corbeille porte-bouteilles/tiroir Estraibile con cestello portabottiglie/cassetto	275	762	A0Q
			
UB Auszug/Schublade/ Innenschublade Pull-out/drawer/inner drawer Coulissant/tiroir/tiroir intérieur Estraibile/cassetto/ cassetto interno	275 400 450 500 550 600	762	A2Q
			

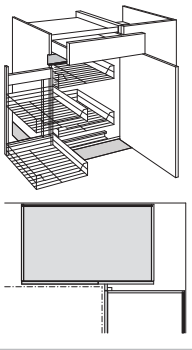
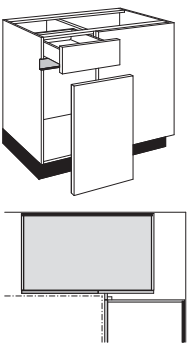
Unterschranke: Kehrachtelemente, Kochfeldelemente
Base cabinets: Waste disposal units, hob units
Éléments bas: Meubles poubelles, éléments pour plans de cuisson
Basi: Elementi per la raccolta dei rifiuti, elementi per zona di cottura

	Breite Width Largueur Larghezza	Höhe Height Hauteur Altezza	Typ Type Tipo		Breite Width Largueur Larghezza	Höhe Height Hauteur Altezza	Typ Type Tipo		Breite Width Largueur Larghezza	Höhe Height Hauteur Altezza	Typ Type Tipo		Breite Width Largueur Larghezza	Höhe Height Hauteur Altezza	Typ Type Tipo		Breite Width Largueur Larghezza	Höhe Height Hauteur Altezza	Typ Type Tipo										
UB Kehrichtabteil Müllboy Typ 1/Blende Waste disposal section - Müllboy Type 1/fixed panel Compartment poubelle Müllboy Type 1/face fixe Elemento pattumiera Müll- boy Tipo 1/fascia fissa	500 550 600	762	KBEBQ		UB Kehrichtabteil Stöckli Müllex Flexx Bio/Blende Waste disposal section - Stöckli Müllex Flexx Bio/ fixed panel Compartment poubelle Stöckli Müllex Flexx Bio/ face fixe Elemento pattumiera Stöckli Müllex Flexx Bio/ fascia fissa	550 600	762	KTMBQ		UB Kehrichtabteil mit Abfall- sortierer PEKA OEKO MAXX/Blende Waste disposal section - PEKA OEKO MAXX/fixed panel Compartment poubelle PEKA OEKO MAXX/face fixe Elemento pattumiera PEKA OEKO MAXX/fascia fissa	450* 550 600	762	KAOBQ		UB Kehrichtabteil mit Abfall- sortierer Stöckli ZK Boxx City/Sammeltasche Waste disposal section - with Stöckli ZK Boxx City waste sorter/collecting bag Compartment poubelle et éléments de séparation Stöckli ZK Boxx City/poche de collecte/face fixe Elemento pattumiera con separazione Stöckli ZK Boxx City/tasca di raccolta	550 600	762	KACBQ		UB Kehrichtabteil mit Abfall- sortierer Franke Collect/ Sammeltasche Waste disposal section - with Franke Collect waste sorter/collecting bag Compartment poubelle et éléments de séparation Franke Collect/poche de collecte/face fixe Elemento pattumiera con separazione Franke Collect/ tasca di raccolta	550 600	762	KFCBQ		UB Kochfeld/Blende/Pfannen- schubladen Hob/fixed panel/saucepan drawer Emplacement pour plan de cuisson/face fixe/tiroirs à casseroles Piano di cottura/fascia fissa/cassettoni per pentole	550 600 900	762	R2PSBQ	
UB Kehrichtabteil PEKA PESABOY/Blende Waste disposal section - PEKA PESABOY/fixed panel Compartment poubelle PEKA PESABOY/face fixe Elemento pattumiera PEKA PESABOY/fascia fissa	550 600	762	KTPBQ		UB Kehrichtabteil Franke SOLO/Blende Waste disposal section - Franke SOLO/fixed panel Compartment poubelle Franke SOLO/face fixe Elemento pattumiera Franke SOLO/fascia fissa	500 550 600	762	KTSBQ		UB Kehrichtabteil mit Abfall- sortierer Franke Composta Waste disposal section - with Franke Composta waste sorter Compartment poubelle et éléments de séparation Franke Composta/face fixe Elemento pattumiera con separazione Franke Composta	550 600	762	KFPBQ		UB Kehrichtabteil mit Abfall- sortierer Stöckli ZK Boxx Bio Waste disposal section - with Stöckli ZK Boxx Bio waste sorter Compartment poubelle et éléments de séparation Stöckli ZK Boxx Bio/ face fixe Elemento pattumiera con separazione Stöckli ZK Boxx Bio	550 600	762	KABBQ		UB Kochfeld/Metallberührungs- schutz/Schublade/Türe/ Tablar Hob/metal guard/drawer/ door/shelf Emplacement pour plan de cuisson/plaque métallique de protection/tiroir/porte/ rayon Piano di cottura/protezione metallica contro i contatti/ cassetto/anta/ripiano	275 400 450 500 550 600	762	RTSQ		UB Kochfeld/Metallberührungs- schutz/Schublade/ 2 Pfannenschubladen Hob/metal guard/drawer/ 2 saucepan drawers Emplacement pour plan de cuisson/plaque métallique de protection/tiroir/2 tiroirs à casseroles Piano di cottura/protezione metallica contro i contatti/ cassetto/2 cassettoni per pentole	550 600 900	762	RT3PSQ	
																				Übertief 730 mm Extra deep 730mm Profondeur augmentée 730 mm Profondità maggiorata 730 mm	550 600 900	762	URT3PSQ						

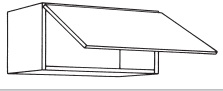
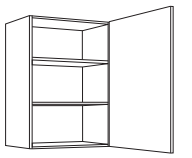
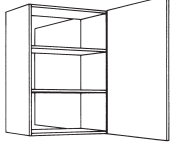
Unterschränke: Eckelemente
Base cabinets: Corner units
Éléments bas: Eléments d'angle
Basi: Elementi ad angolo


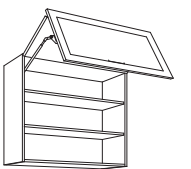
	Breite Width Largueur Larghezza	Höhe Height Hauteur Altezza	Typ Type Tipo
UB Eckelement mit Türe/Schublade/Tablar und Blindfront Corner unit with door/shelf/false front Élément d'angle avec porte/tiroir/rayon et face fixe Elemento d'angolo con anta/cassetto/ripiano e fascia fissa 	550	762	ETS4Q
UB Eckelement mit Türe/Schublade/Tablar und Blindfront Corner unit with door/drawer/shelf/false front Élément d'angle avec porte/tiroir/rayon et face fixe Elemento d'angolo con anta/cassetto/ripiano e fascia fissa 	Front 400 mm Front 400mm Face 400 mm Frontale 400 mm		ETSOQ
	950	762	ETS1Q
	Front 500 mm Front 500mm Face 500 mm Frontale 500 mm		ETS2Q
	950	762	ETS3Q

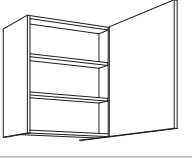



	Breite Width Largueur Larghezza	Höhe Height Hauteur Altezza	Typ Type Tipo
UB Eckelement/Türe/Le-Mans-Schwenktabelle/Schublade/Blindfront Corner unit/door/Le-Mans swivelling shelves/drawer/false front Élément d'angle/porte/étagères pivotantes Le-Mans/tiroir/face fixe Elementi angolari/sportello/ripiani girevole Le-Mans/cassetto/frontale cieco 	Front 500 mm Front 500mm Face 500 mm Frontale 500 mm		EMS2Q
	1000	762	EMS3Q
	Front 550 mm Front 550mm Face 550 mm Frontale 550 mm		EMS4Q
	1000	762	EMS4Q
UB Eckelement mit Türe/Schublade/Drehauszug und Blindfront Corner unit with door/drawer/swivelling pull-out/false front Élément d'angle avec porte/tiroir/corbeilles pivotantes et face fixe Elemento d'angolo con anta/cassetto/estraibile girevole e fascia fissa 	Front 500 mm Front 500mm Face 500 mm Frontale 500 mm		ESC2Q
	950	762	ESCQ
	Front 550 mm Front 550mm Face 550 mm Frontale 550 mm		ESC2AQ
	950	762	ESC2AQ
	Front 550 mm Front 550mm Face 550 mm Frontale 550 mm		ESCAQ
	950	762	ESCAQ

	Breite Width Largueur Larghezza	Höhe Height Hauteur Altezza	Typ Type Tipo
UB Kochfeld/Metallberührungsschutz/Drehauszug/Schublade/Blindfront Hob/metal guard/swivelling pull-out/drawer/false front Emplacement pour plan de cuisson/plaque métallique de protection/porte/tiroir/corbeilles pivotantes/face fixe Piano di cottura/protezione metallica contro i contatti/elemento estraibile rotante/cassetto/frontale cieco A = Arena-Tablar Arena shelf Rayon Arena Ripiano Arena 	Front 500 mm Front 500mm Face 500 mm Frontale 500 mm		RTESC2Q
	950	762	RTESCQ
	Front 500 mm Front 500mm Face 500 mm Frontale 500 mm		RTESC2AQ
	950	762	RTESC2AQ
	Front 550 mm Front 550mm Face 550 mm Frontale 550 mm		RTESCAQ
	950	762	RTESCAQ
UB Eckelement mit loser Front/Schublade und Blindfront Corner unit with door/drawer/shelf/false front Élément d'angle à face détachée/tiroir et face fixe Elemento d'angolo con frontale libero/cassetto e fascia fissa 	Front 400 mm Front 400mm Face 400 mm Frontale 400 mm		ELSOQ
	950	762	ELSOQ
	Front 450 mm Front 450mm Face 450 mm Frontale 450 mm		ELS1Q
	950	762	ELS1Q
	Front 500 mm Front 500mm Face 500 mm Frontale 500 mm		ELS2Q
	950	762	ELS2Q
	Front 550 mm Front 550mm Face 550 mm Frontale 550 mm		ELS3Q
	950	762	ELS3Q

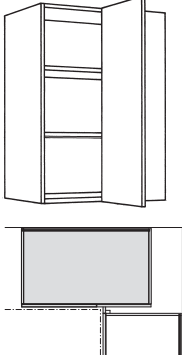
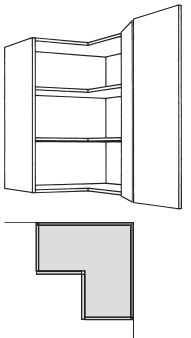
Oberschränke
Wall cabinets
Eléments hauts
Pensili

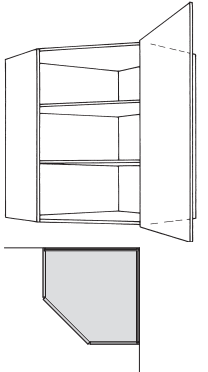
	Breite Width Largueur Larghezza	Höhe Height Hauteur Altezza	Typ Type Tipo
OB Klappe Flap Clapet Porta a ribalta 	275 400 450 500 550 600	251 378	KQ
	900	251	KQ
OB Türe/Tablare Door/shelves Porte/rayons Anta/ripiani 	275 400 450 500 550 600	505 632 759 886 1013	TQ
OB Element mit beidseitig bedienbaren Türen/Tablare Unit with doors/shelves accessible from both sides Élément à portes ouvrables de 2 côtes/rayons Pensile apribile da ambo i lati con 2 porte/ripiani 	275 400 450 500 550 600	505 632 759 886 1013	TTLRQ TLLQ TTRLQ TTRRQ
	950	505 632 759 886 1013	T55L/RQ
	900 1100	505 632 759 886 1013	DTQ

	Breite Width Largueur Larghezza	Höhe Height Hauteur Altezza	Typ Type Tipo
OB Türe/Tablare/Druckschnapper Door/shelf/pressure snapper Porte/rayons/loqueteau à pression Anta/ripiani/chiusura a pressione 	550 600	759 886 1013	MWQ MW1Q
OB Klappe mit Hochfaltbeschlag/2 Tablare Flap with upward-folding fittings/2 shelves Élément haut à porte rabattable/2 rayons Sportello a ribalta a soffietto/2 ripiani 	Beide Fronten in Alu mit Glasfüllung Both fronts in aluminium with glass infill Deux cadres en aluminium avec verre de remplissage Entrambi i frontali in alluminio con vetro di riempimento		HFAQ
	550 600 900 1100	632 759	HFAQ
	Obere Front Dekor, untere Alu mit Glasfüllung Decorative upper front, lower front in aluminium with glass infill Face supérieure décor, inférieure cadre en aluminium avec verre de remplissage Frontale superiore come ante, frontale inferiore in alluminio con vetro di riempimento		HF1Q
	550 600 900 1100	632 759	HF1Q

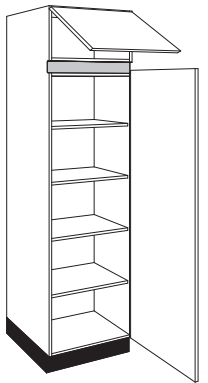
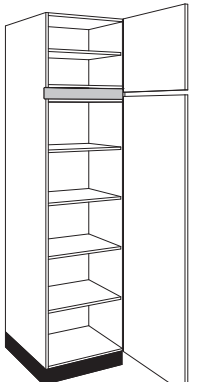
	Breite Width Largueur Larghezza	Höhe Height Hauteur Altezza	Typ Type Tipo
AB* Türe/Tablare/Druckschnapper Door/shelves/pressure snapper Porte/rayons/loqueteau à pression Anta/ripiani/chiusura a pressione 	275 450 550 600	378 505 632 759	TQ
AB* Türe/Tablare/Druckschnapper Door/shelves/pressure snapper Porte/rayons/loqueteau à pression Anta/ripiani/chiusura a pressione 	450 550 600	378 505 632 759	T4Q T5Q T6Q T7Q
	Front 1/6 länger als Möbel Front 1/6 longer than cabinet Face 1/6 ^e plus longue que le meuble Frontale 1/6 più lungo del mobile		
AB* Türe/Tablare/Druckschnapper Door/shelves/pressure snapper Porte/rayons/loqueteau à pression Anta/ripiani/chiusura a pressione 	550 600	632 759 886	T55Q T65Q T75Q
AB* Türe/Druckschnapper/Rückwand demontierbar Door/pressure snapper/removable back panel Porte/loqueteau à pression/panneau arrière démontable Anta/chiusura a pressione/pannello posteriore smontabile 	550 600	505 632 759 886	TLBQ

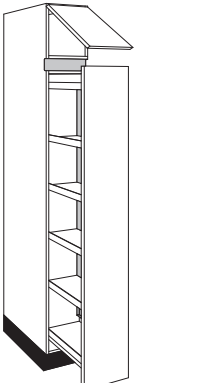
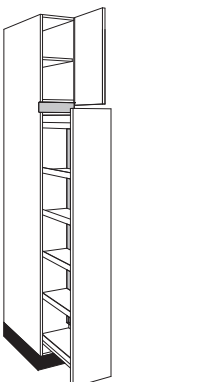
Oberschränke: Eckelemente
Wall cabinets: Corner units
Éléments hauts: Éléments d'angle
Pensili: Elementi ad angolo

	Breite Width Largueur Larghezza	Höhe Height Hauteur Altezza	Typ Type Tipo
OB Eckelement mit fester Front und Türe/Tablare Corner unit with fixed front and door/shelves Élément d'angle avec face fixe et porte/rayons Elemento d'angolo con frontale fisso e anta/ripiani 	Front 275 mm Front 275mm Face 275 mm Frontale 275 mm	550 505 632 759 886 1013	ETQ
	Front 550 mm Front 550mm Face 550 mm Frontale 550 mm	825 505 632 759 886 1013	ETQ
OB Eckelement mit 2 Falttüren 90°/Tablare Corner unit with 2 folding doors 90°/shelves Élément d'angle avec 2 portes pliantes de 90°/rayons Elemento d'angolo con 2 ante a libro 90°/ripiani 	627	632 759 886 1013	EDTQ

	Breite Width Largueur Larghezza	Höhe Height Hauteur Altezza	Typ Type Tipo
OB Diagonalelement 45°/Türe/Tablare Diagonal unit, 45°/door/shelves Élément en diagonale 45°/porte/rayons Elemento diagonale 45°/anta/ripiani 	627	632 759 886 1013	45TQ

Hochschränke
High cabinets
Armoires hautes
Armadi alti

	Breite Width Largueur Larghezza	Höhe Height Hauteur Altezza	Typ Type Tipo
HS Hochschrank/Tablare/ oben Klappe High cabinet/shelves/flap above Armoire haute/rayons/ rabat supérieur Armadio alto/ripiani/in alto sportello a ribalta 	275	1905	TKQ
	400		
	450		
	500		
	550		
600			
HS Hochschrank/Türen/Tablare High cabinet/doors/shelves Armoire haute/portes/ rayons Armadio alto/ante/ripiani 	275	2032	T2Q
	400	2159	
	450	2286	
	500		
	550		
600			

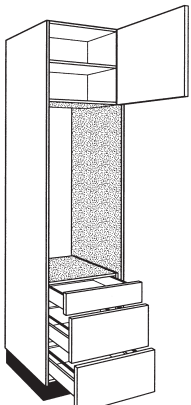
	Breite Width Largueur Larghezza	Höhe Height Hauteur Altezza	Typ Type Tipo
HS Auszugschrank/ oben Klappe Pull-out cabinet/flap above Armoire coulissante/clapet Dispensa estraibile, in alto sportello a ribalta 	275	1905	AUSHQ
HS Auszugschrank/oben Türe/ Tablare Pull-out cabinet/door above/shelves Armoire coulissante/porte/ rayons Dispensa estraibile/in alto anta/ripiani 	275	2032	AUSHQ
		2159	
		2286	

Apparateschränke

Appliance cabinets

Armoires pour appareils

Armadi per elettrodomestici

System System Système Sistema	Breite Width Largeur Larghezza	Höhe Height Hauteur Altezza	Typ Type Type Tipo	
 <p>Apparatemöbel oben (AS) Appliance cabinet, top (AS) Élément en hauteur (AS) Elemento per apparecchi alto (AS)</p> <p>Nische für Apparate Niche for appliance Niche pour appareils Nicchia per apparecchi</p> <p>Apparatemöbel unten (AP) Appliance cabinet, base (AP) Élément bas (AP) Elemento per apparecchi basso (AP)</p>				
	AS Türe/Tablare (über Kühlschrank) Door/shelf (above refrigerator) Porte/rayons (au-dessus du réfrigérateur) Anta/ripiani (sul frigorifero)	550 600	508 635 762	T1Q
	AS Türe/Tablare/Blende 34 mm (über Backofen) Door/shelf/fixed panel, 34mm (above oven) Porte/rayons/face fixe 34 mm (au-dessus du four) Anta/ripiani/pannello 34 mm (sul forno)	550 600	508 635 762	TBQ
AS Klappe (über Kühlschrank) Flap (above refrigerator) Élément supérieur avec clapet (au-dessus du réfrigérateur) Sportello a ribalta (sul frigorifero)	550 600	381	K1Q	
AS Klappe/Blende 34 mm (über Backofen) Flap/fixed panel, 34mm (above oven) Élément supérieur avec clapet/face fixe 34 mm (au-dessus du four) Sportello a ribalta/fascia fissa 34 mm (sul forno)	550 600	381	KBQ	
AP 1 Schublade/2 Pfannen- schubladen 1 drawer/2 saucepan drawers 1 tiroir/2 tiroirs à casserolles 1 cassetto/2 cassettoni per pentole	550 600	762	3PSQ	
AS Türe/Tablare/ Druckschnäpper Door/shelves/pressure snapper Porte/rayons/loqueteau à pression Anta/ripiani/chiusura a pressione	550 600	381 508 635 762 889	TQ	

Piatti Mass-System: 55er- und 60er-Raster

Piatti sizing system: 55cm or 60cm frame

Système de mesure Piatti: trames de 55 et 60 cm

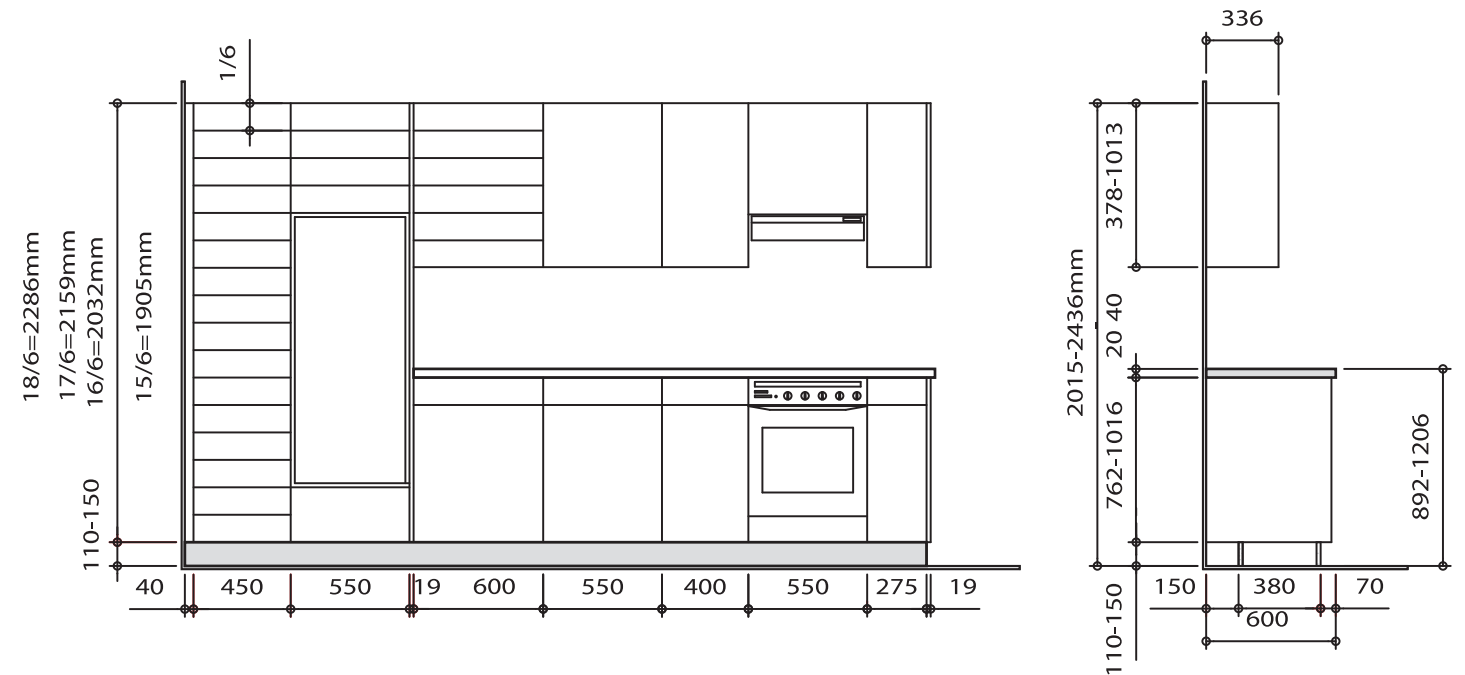
Sistema di misura Piatti: misure modulari da 55 e 60 cm

Das Piatti-Möbelprogramm basiert auf dem Schweizer Mass-System (550 mm) und der Euro-Norm (600 mm). Mit diesen Massen sind Sie bei der Planung vollkommen frei und flexibel.

The Piatti cabinet range is based on the Swiss sizing system (550mm) and the European standard (600mm). These sizes give you complete design flexibility.

La gamme de meubles Piatti est basée sur le système de mesure suisse (550 mm) et sur la norme européenne (600 mm). Grâce à ces dimensions, vous bénéficiez d'une liberté et d'une flexibilité totales lors de la planification.

Il programma mobili Piatti è basato sul sistema di misure svizzero (550 mm) e sulla cosiddetta norma Europea (600 mm). Con queste misure potrete progettare liberamente e con la massima flessibilità.



Möbelhöhen

(Basis: 1/6 Raster = 127 mm)

Oberschrank (3/6 - 8/6)
378 - 1013 mm

Unterschrank (6/6)
762 mm ohne Sockel

Hochschrank (9/6 - 18/6)
1143 - 2286 mm ohne Sockel

Möbelbreiten

(Basis: 550 und 600 mm Raster)

Cabinet Heights

(Basis: 1/6 frame = 127 mm)

Wall cabinet (3/6-8/6)
378-1013mm

Base cabinet (6/6)
762mm excl. plinth

High cabinet (9/6-18/6)
1143-2286mm excl. plinth

Cabinet Widths

(Basis: 550mm and 600mm frames)

Hauteur de meubles

(Base: 1/6 trame = 127 mm)

Élément haut (3/6 - 8/6)
378 - 1013 mm

Élément bas (6/6)
762 mm sans socle

Armoire haute (9/6 - 18/6)
1143 - 2286 mm sans socle

Largeurs de meubles

(Base: trame de 550 et 600 mm)

Altezza dei mobili

(Base: 1/6 modulo = 127 mm)

Armadio pensile 3/6 - 8/6)
378 - 1013 mm

Armadio inferiore (6/6)
762 mm senza zoccolo

Armadio alto (9/6 - 18/6)
1143 - 2286 mm senza zoccolo

Larghezza dei mobili

(Base: moduli da 550 e 600 mm)

Möbel	Cabinets	275	400	450	500	550	600	800	825	900	950	1000	1100	1200
Oberschrank Doppeltüre	Wall cabinet Double doors	X	X	X	X	X	X	X	X	X	X	X	X	X
Unterschrank Doppeltüre	Base cabinet Double doors	X	X	X	X	X	X	X	X	X	X	X	X	X
Hochschrank Doppeltüre	High cabinet Double doors	X	X	X	X	X	X	X	X	X	X	X	X	X
Apparateschrank	Appliance cabinet					X	X							

Meubles	Mobile	275	400	450	500	550	600	800	825	900	950	1000	1100	1200
Élément haut 2 portes	Armadio pensile due ante	X	X	X	X	X	X	X	X	X	X	X	X	X
Élément bas 2 portes	Armadio inferiore due ante	X	X	X	X	X	X	X	X	X	X	X	X	X
Armoire haute 2 portes	Armadio alto due ante	X	X	X	X	X	X	X	X	X	X	X	X	X
Meuble pour appareils	Mobili per apparecchi					X	X							

Planungstiefen

Oberschrank	336 mm
Unterschrank	580 mm
Hochschrank	613 mm

Design depths

Wall cabinet	336mm
Base cabinet	580mm
High cabinet	613mm

Profondeurs de planification

Élément haut	336 mm
Élément bas	580 mm
Armoire haute	613 mm

Profondità di progettazione

Armadio pensile	336 mm
Armadio inferiore	580 mm
Armadio alto	613 mm

Bruno Piatti AG
Küchenzentrum Dietlikon
Riedmühlestrasse 16
CH-8305 Dietlikon
T +41 44 835 51 11
F +41 44 833 07 41
info@piatti.ch
www.piatti.ch



Ihre Vertretung:
Your local contact:
Votre représentation:
Il vostro punto vendita:

PIA-08-F01-DEFI



Ein Unternehmen der

AFG
Arbonia-Forster-Holding AG